

Maritime Cooperation for Regional Security in SCS

Prof. ZHANG Renping

Dalian Maritime University, China

Ho Chi Minh City, Vietnam, 27-28 Nov. 2017

Maritime Cooperation for Regional Security

- Shipping in the SCS
- Marine Technology Trends
- Maritime Cooperation in SCS
- Conclusions

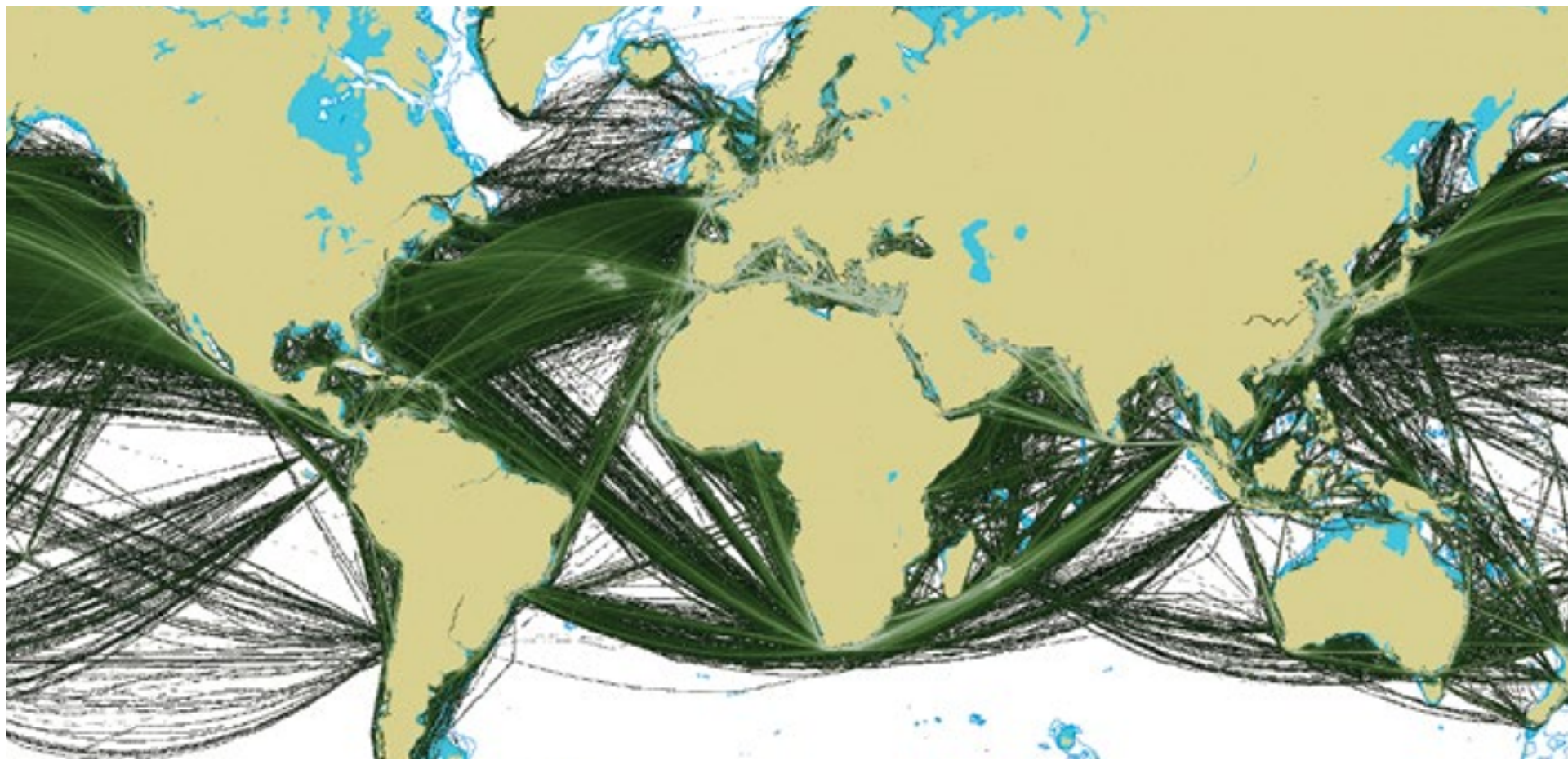
Maritime Cooperation for Regional Security

- Shipping in the SCS
- Marine Technology Trends
- Maritime Cooperation in SCS
- Conclusions

Maritime Cooperation for Regional Security

- Shipping in the SCS





Seaborne trade accounts for 80% of total world trade volume

(Source: UNCTAD 2017)



As of 1 January 2017, world commercial fleet consisted of **93,161** vessels,
with a combined tonnage of **1.86** billion dwt.

(Source: UNCTAD Review of Maritime Transport 2017)

LEADERS IN SHIP BUILDING



China



Republic of Korea



Japan

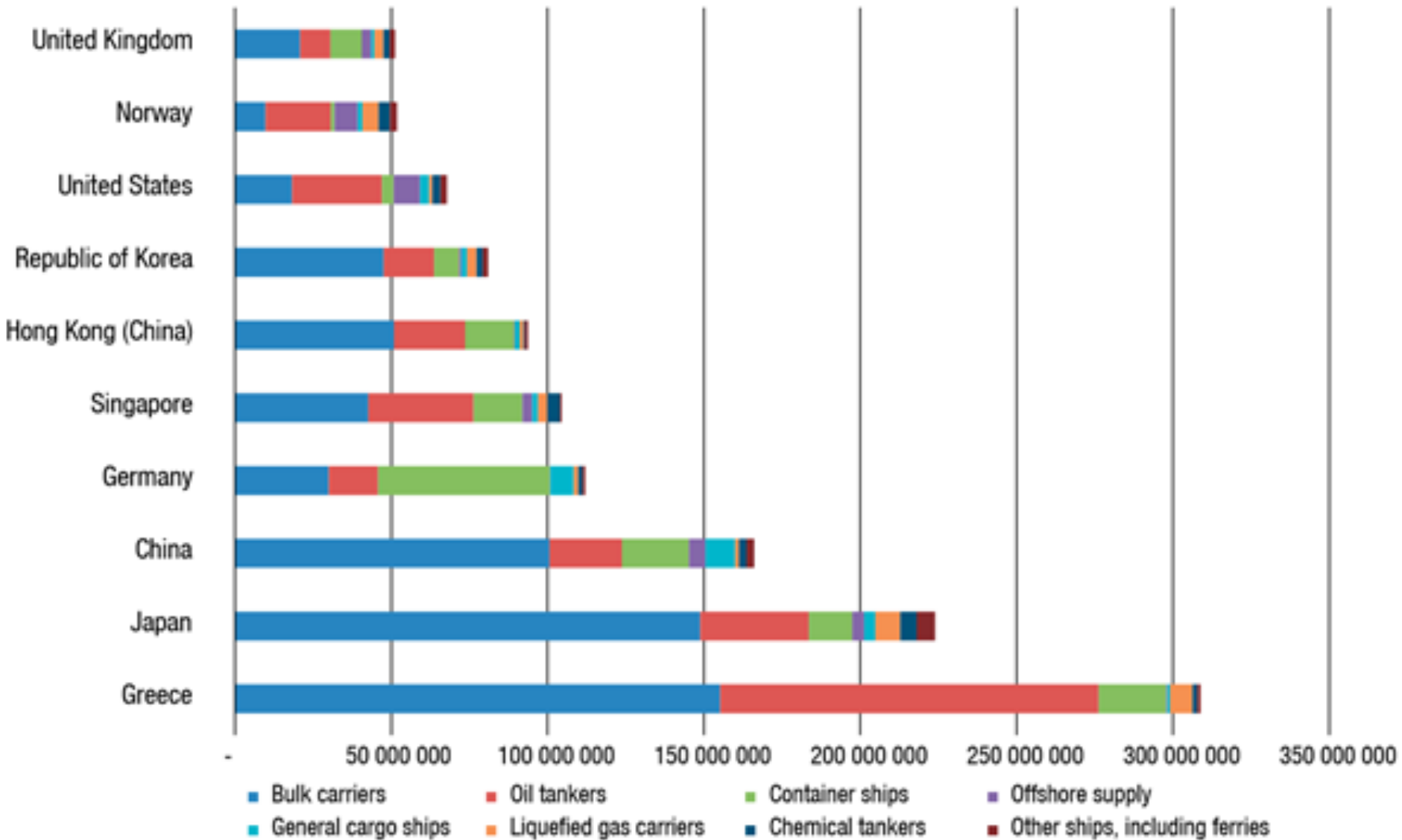


China, the Republic of Korea and Japan
were leaders in ship building, accounting for

92%

of global deliveries in 2016

Top 10 nationally owned fleets, 2017 (dwt)



(Source: UNCTAD Review of Maritime Transport 2017)

Shipping in the SCS

World Maritime Day 2017



(Source: IMO homepage)

Shipping in the SCS

- The theme for this year will enable us to shine a spotlight on the existing **cooperation between ports and ships** to maintain and **enhance a safe, secure** and efficient maritime transportation system.

Shipping in the SCS

Shipping is the most international of all the world's great industries, and one of the most dangerous.



World Merchant Shipping

Registered by Country on 31 Dec 2016

Rank	Country	Gross Tonnage
1	Panama	220.827.125
2	Liberia	138.735.562
3	Marshall Islands	132.877.581
4	Singapore	82.435.023
5	Malta	67.315,297
6	Bahamas	59.182.139
7	United Kingdom	47.689.807
8	China	45.416.722
9	Greece	40.868.971
10	Japan	24.579.000

(Source: IMO)

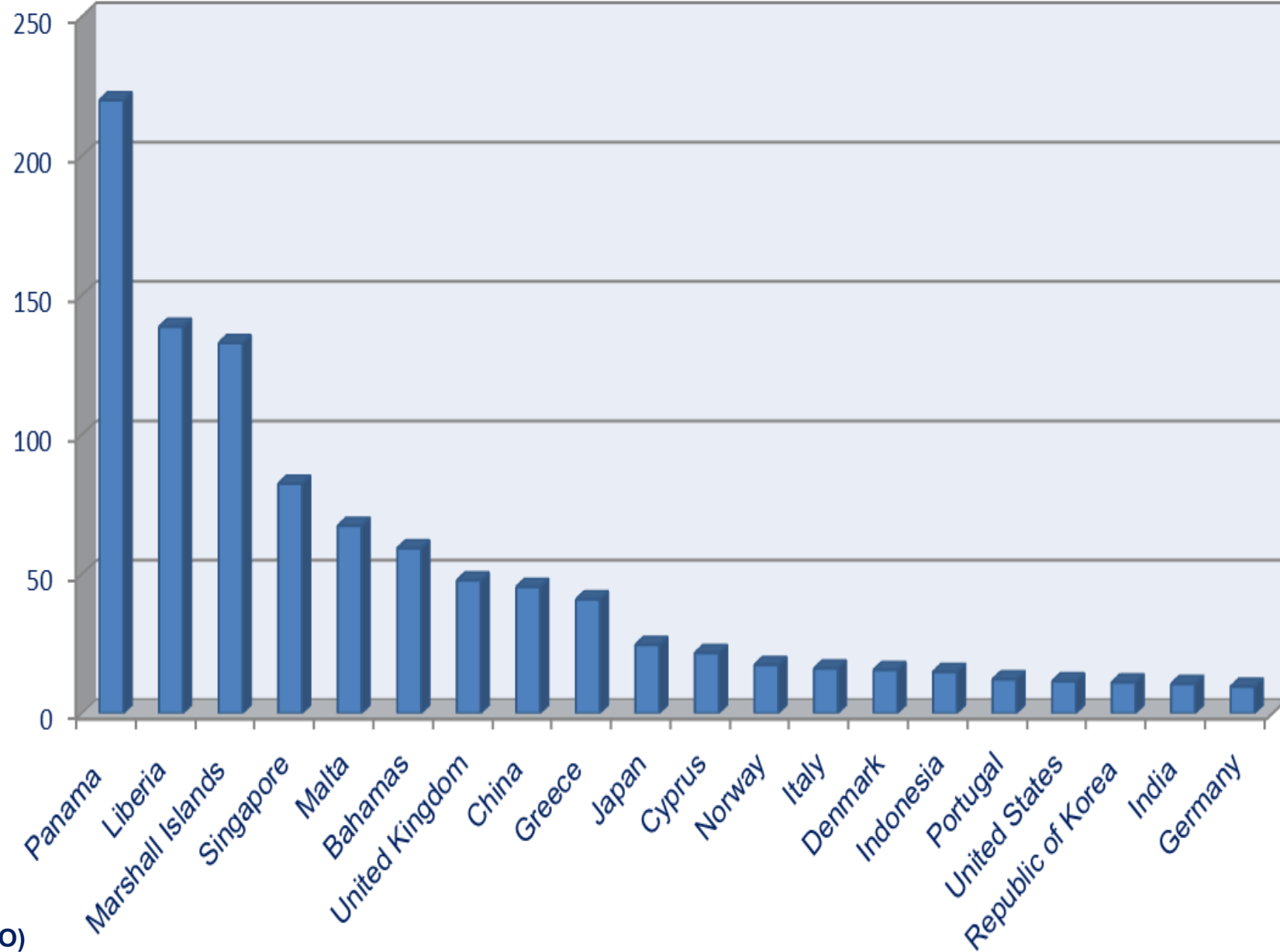
World Merchant Shipping

Registered by Country on 31 Dec 2016

Rank	Country	Gross Tonnage
11	Cyprus	21.724.652
12	Norway	17.387.174
13	Italy	16.133.555
14	Denmark	15.644.432
15	Indonesia	14.948,699
16	Portugal	12.163.926
17	United States	11.474.034
18	Republic of Korea	11.083.043
19	India	10.635.701
20	Germany	9.618.863

(Source: IMO)


GT(M)



(Source: IMO)

Shipping in SCS

Top 10 Ports in 2017



(Source: Lloyd's List)

Shipping in SCS




Top 10:

Shanghai
Singapore
Shenzhen
Ningbo-Zhoushan
Busan
Hong Kong
Guangzhou
Qingdao
Dubai
Tianjing

(Source: Strategic Maritime Passage)

Shipping in SCS

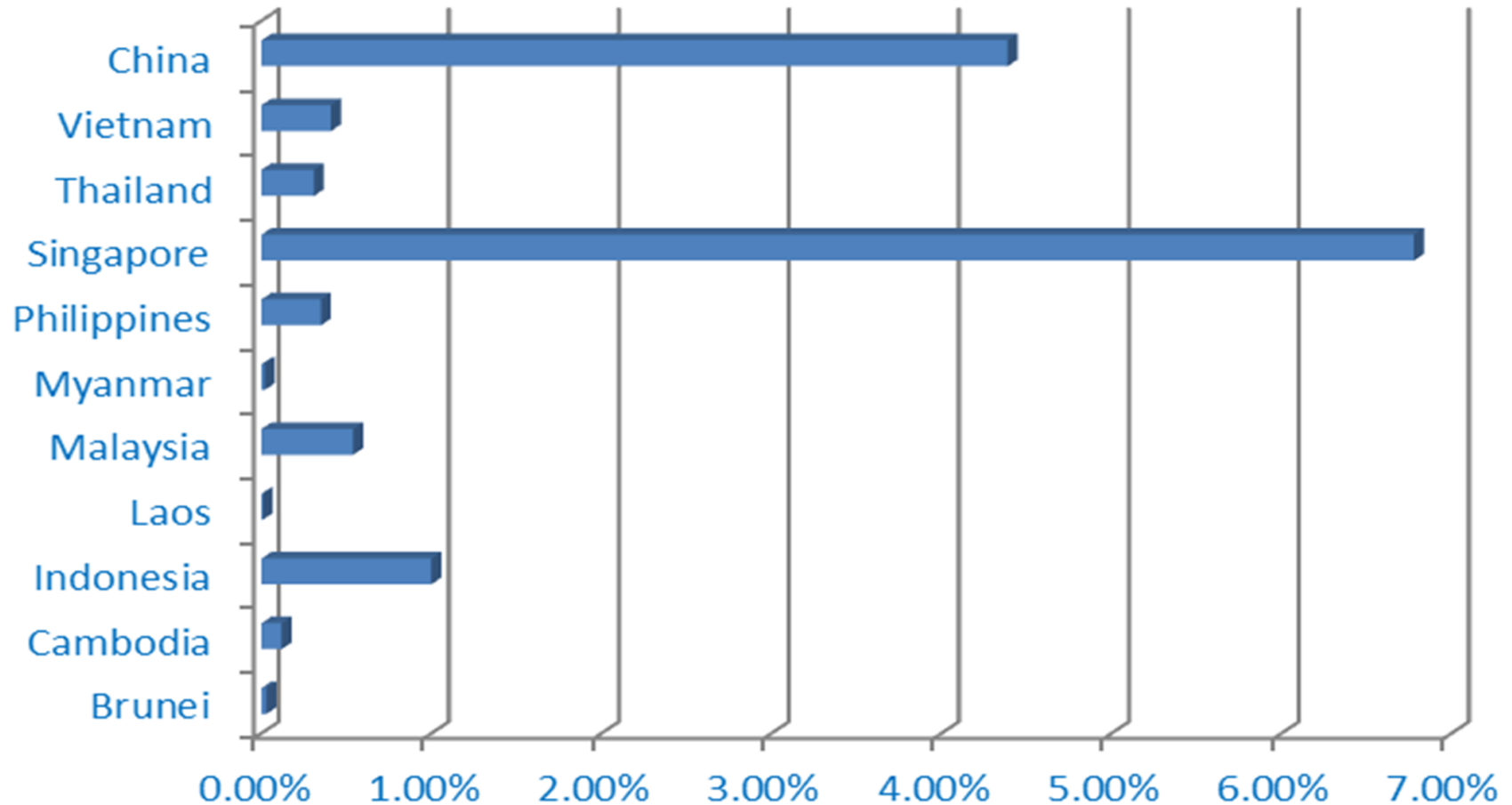


Shipping in SCS

What are the scenarios of shipping and exports in Southeast Asia countries?


Shipping in SCS

ASEAN-China World share (dwt) for 2015



(Source: UNCTAD Homepage, 2017)

National Flag Fleet for 2015 (1000 dwt)



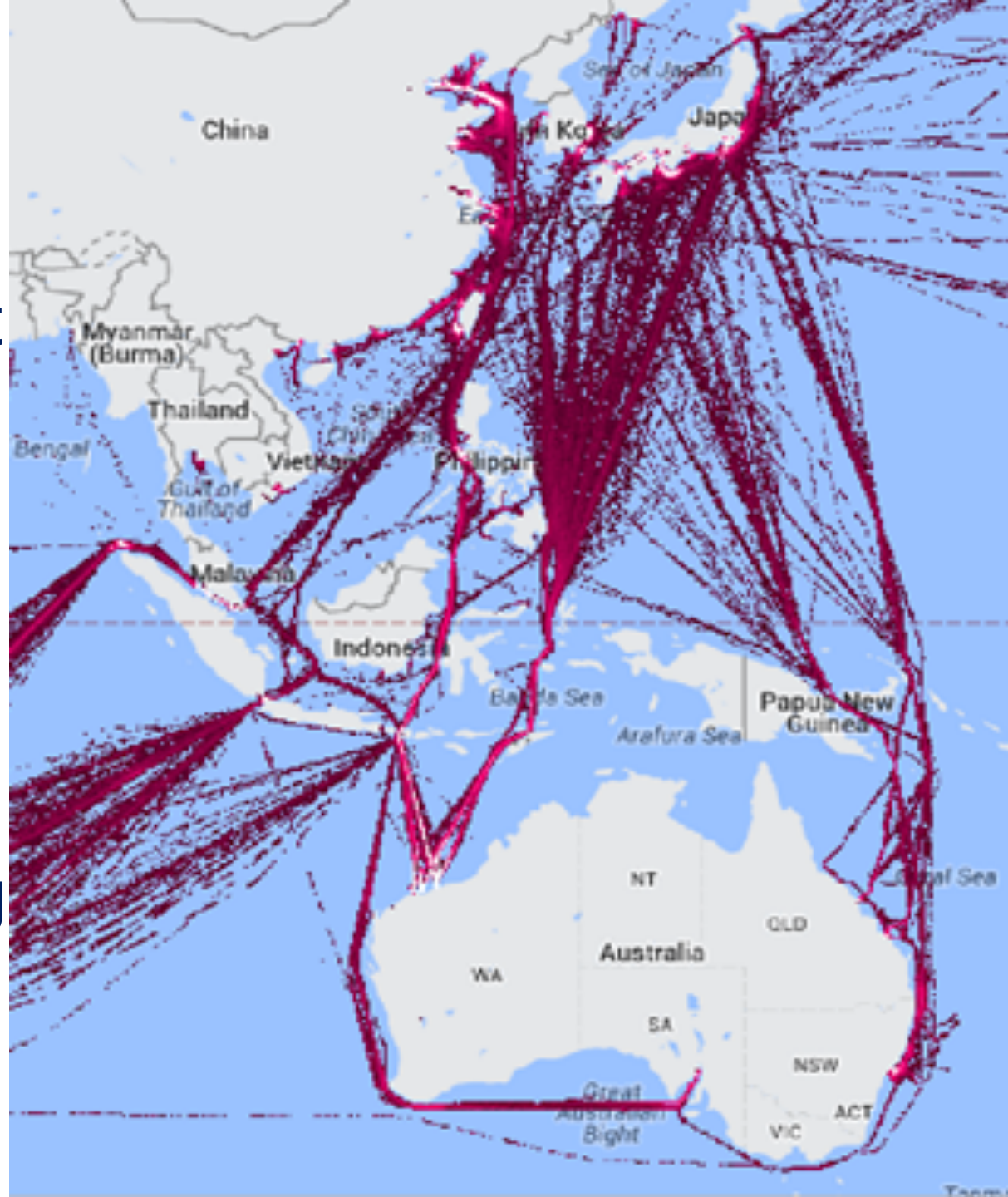
**100,000 ships
transit Malacca
Strait every year,
70-80 % for
China**

**Source: Malaysian Transport Minister Mr. YB
Dato' Sri Liow Tiong Lai, 19 October 2016**

2016 in SCS

- >96,660 ships
- >90% global fleet
- >50 countries

South China Sea remains highly shipping density and vital shipping route.



Maritime Cooperation for Regional Security

- Shipping in the SCS
- **Marine Technology Trends**
- Maritime Cooperation in SCS
- Conclusions

Maritime Cooperation for Regional Security

• Marine Technology Trends



Marine Technology Trends



Marine Technology Trends

Key agenda Items at MSC 98

- Maritime Autonomous Surface Ship;
- Cyber risk management;
-;

Marine Technology Trends

Maritime Autonomous Surface Ships (MASS) Scoping exercise

- IMO takes a proactive & leading role;

Marine Technology Trends

Scoping exercise is to touch on issues:

- human element,
- **maritime safety & security,**
- interactions with ports & pilotage,
- responses to incidents,
- protection of marine environment,

Marine Technology Trends

Scoping exercise is to consider:

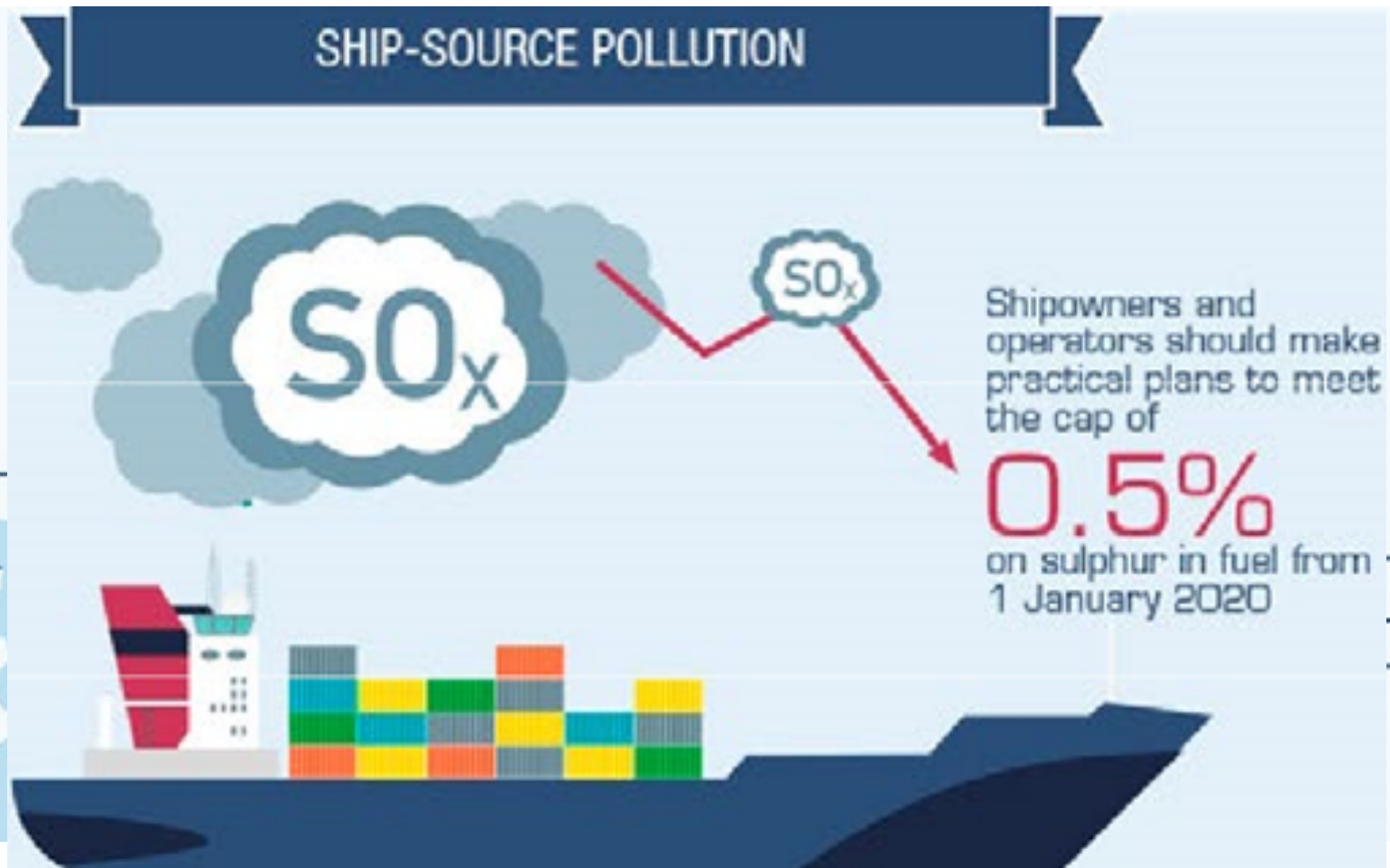
- **legal** aspects,
- **responsibility** in MASS accident,
- **consequences** to cargo,
- **implications** to shoreside,

Maritime Cooperation for Regional Security

- Shipping in the SCS
- Marine Technology Trends
- **Maritime Cooperation in SCS**
- Conclusions

Maritime Cooperation for Regional Security

- Maritime Cooperation in SCS



Maritime Cooperation in SCS

Port Cooperation

Kemaman Port Authority, Kuching Port Authority and Sabah Ports Authority would be joining the alliance from Malaysian side.

On China side, Tianjin Port and Qingdao Port would be added, bringing the total number of ports in the alliance to 21.

Maritime Cooperation in SCS

China Emission Control Areas
Implementation



Three ECAs within China are launched in 2015, and entered into force from 1 January 2016.

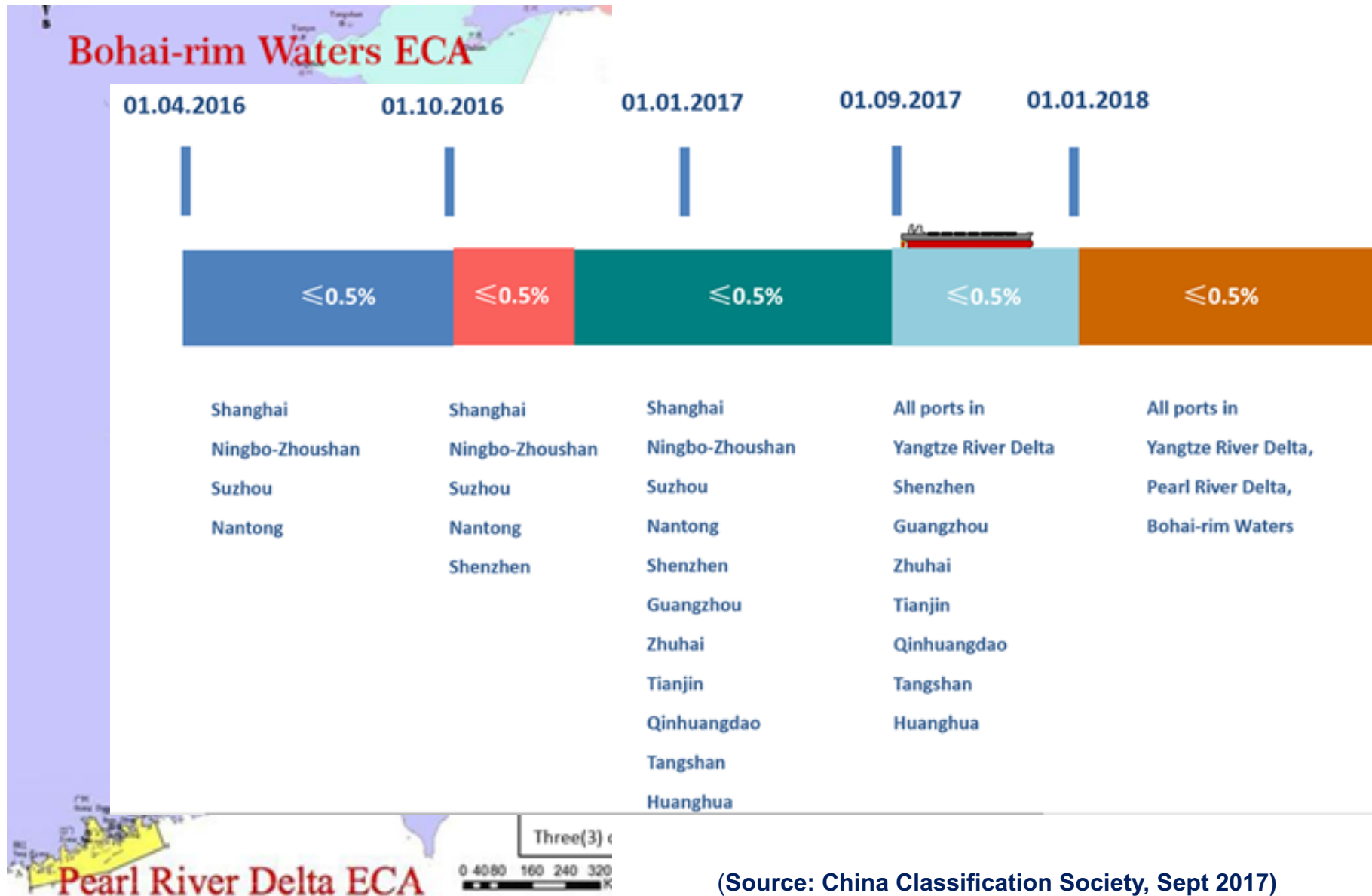
2016-2019

Fuel sulphur $\leq 0.5\%$

By 2020

Fuel sulphur $\leq 0.1\%$

Maritime Cooperation in SCS



(Source: China Classification Society, Sept 2017)

PSSA in Southeast Asia

Philippines

- Tubbataha Reefs Natural Park in Sulu Sea, as PSSA

Malaysia

- Pulau Kukup (Kukup Island) and Tanjung Piai (Cape Piai), as PSSA

Vietnam

- Ha Long Bay (Quang Ninh) – Cat Ba (Hai Phong)

Indonesia

- Gili Islands and Nusa Penida Islands, as PSSA

Philippines, Tubbataha Reefs Natural Park as PSSA

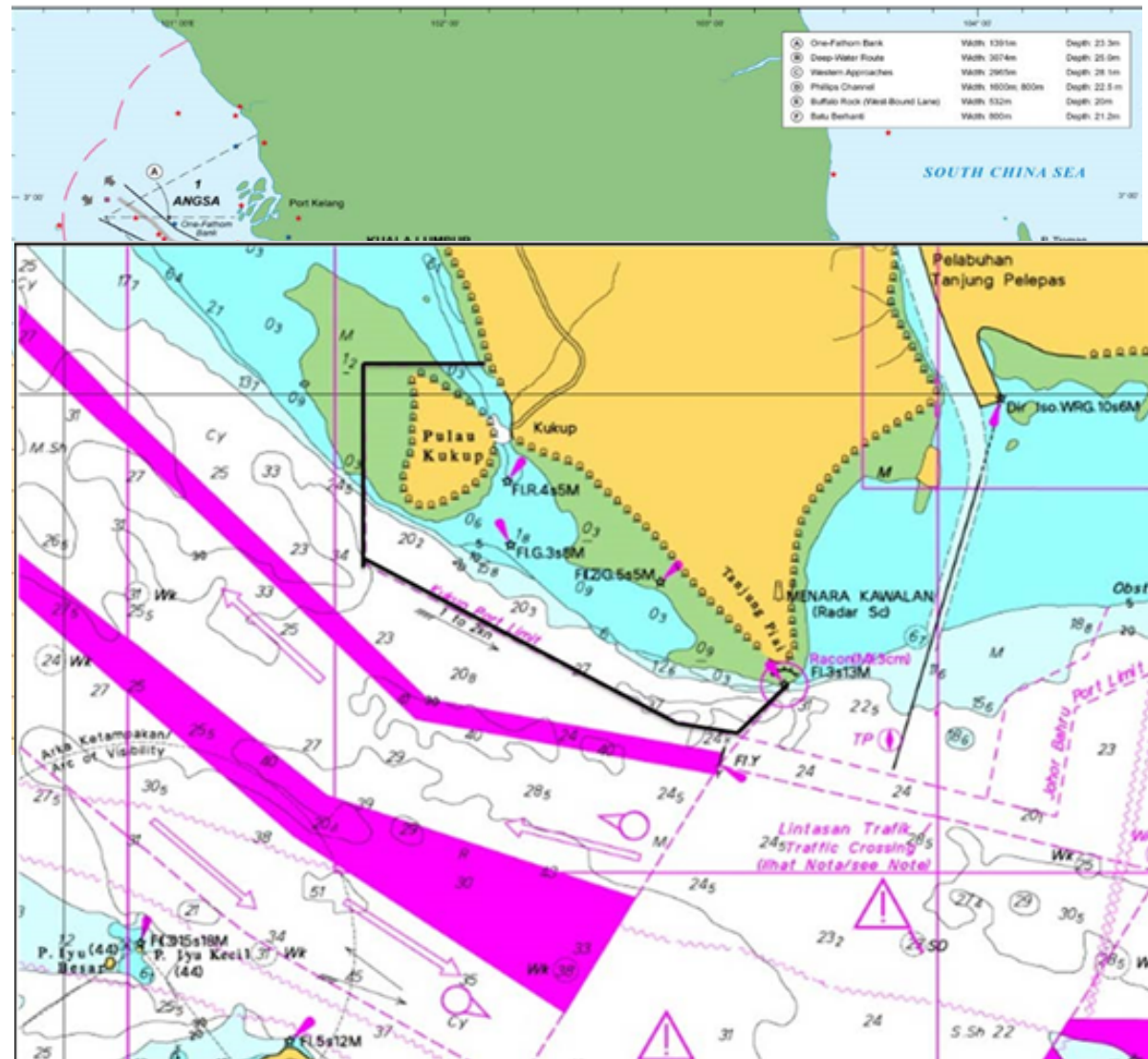
MEPC 71
approved
Tubbataha
Reefs Natural
Park, situated
in the Sulu Sea,
Philippines as
PSSA,



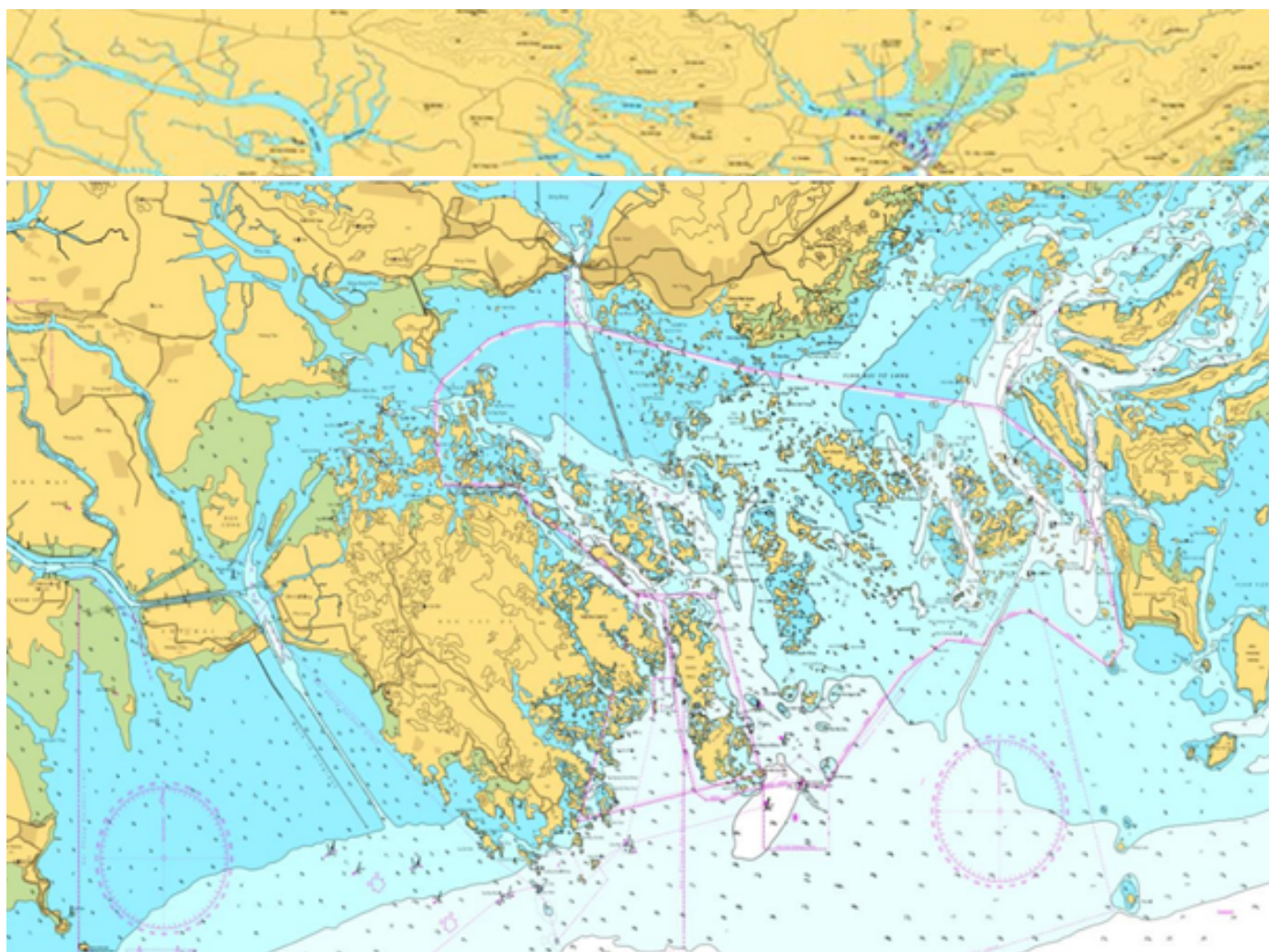
PSSA in Southeast Asia

Malaysia:

Protection of Pulau Kukup (Kukup Island) and Tanjung Piai (Cape Piai) coastal protected areas (Johore)



PSSA in Southeast Asia

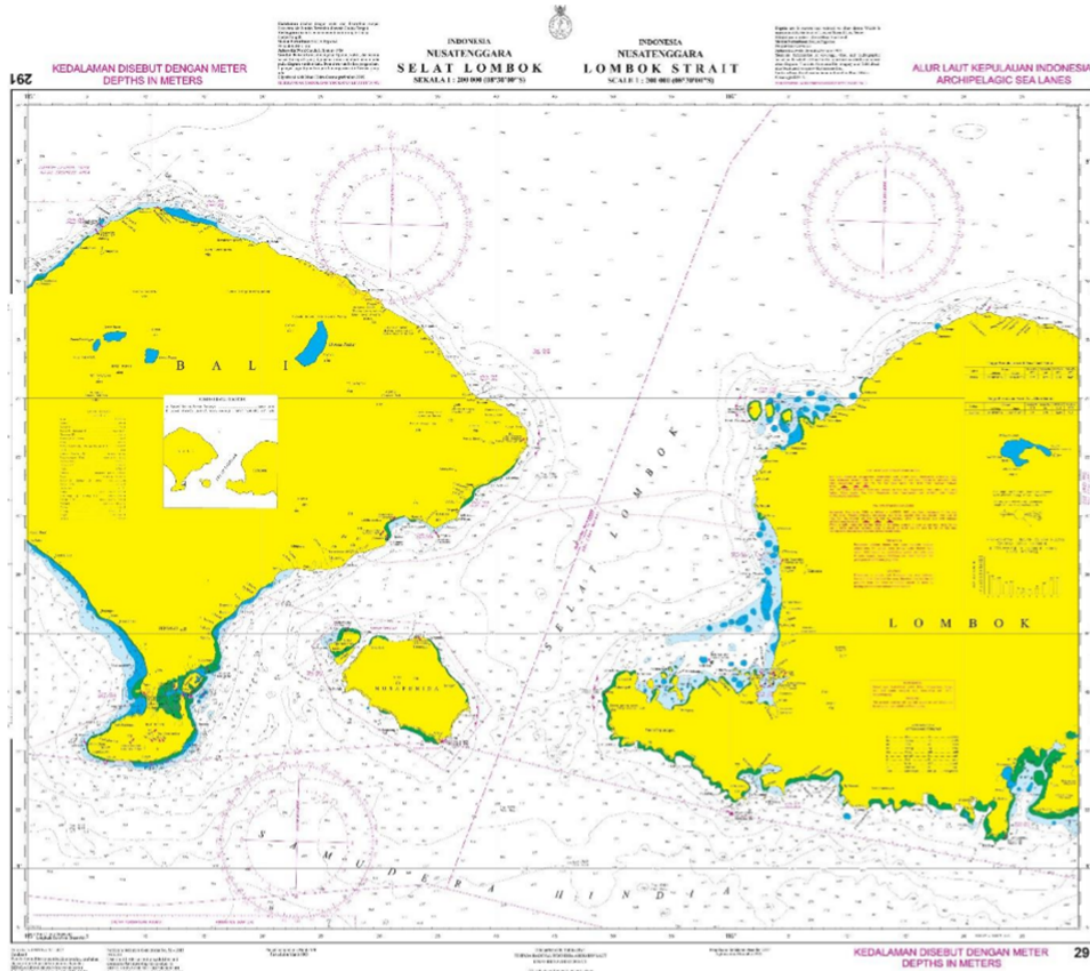


Vietnam:

Ha Long Bay
(Quang Ninh)
– Cat Ba (Hai
Phong), as
PSSA

PSSA in Southeast Asia

MAP DEPICTING THE LOMBOK STRAIT, INDONESIA



Indonesia

Gili Islands and Nusa Penida Islands, in close proximity to international shipping routes in Lombok Strait, Indonesian Archipelagic Sea Lane (IASL) II, between Lombok and Bali Islands.

Maritime Cooperation in SCS

China-Asean Joint SAR Exercise



20 ships, 3 helicopters, 1000 people

Magic Vs Jupiter
29 overboard
328 to be rescued
8 injured
2 transferred by
helicopter

Brunei
China,
Cambodia
Lao
Myanmar
Philippines
Thailand

Maritime Cooperation in SCS

Autonomous Ship

- UNCLOS;
- SOLAS,
- MARPOL,
- COLREG,
- STCW,
- Liability,
- ...



Maritime Cooperation for Regional Security

- Shipping in the SCS
- Marine Technology Trends
- Maritime Cooperation in SCS
- **Conclusions**

Maritime Cooperation for Regional Security

- Conclusions



ASEAN – CHINA Summit

Maritime Cooperation for Regional Security

For regional security in SCS:

- Confidence building
- Capacity building
- Cooperation
- Connectivity of facilities

Maritime Cooperation for Regional Security

- joint vision,
- greater synergy
- political and security cooperation,
- bond of business cooperation,
- people-to-people exchange,

e.g., cruise tourism, maritime search and rescue, marine environmental protection.

Maritime Cooperation for Regional Security



*RMS Titanic,
15 April 1912 ,
with 1,500 loss*



*Costa Concordia
Jan.2012 ,*

Cruiser Safety



***COSTA CONCORDIA* – Jan. 2012**
4252 POB – luckily, 32 fatalities only

(Source: International Maritime Rescue, October. 2017)

Safer, More Secure Voyage in SCS



*China and Southeast Asian countries
work together for regional security!*

Prof. ZHANG Renping
Centre for International Maritime Convention Studies
Dalian Maritime University, China

Email rpzhang@hotmail.com

Mobile + 86 139 420 67312